

TU40 Pro

LED Playback Control Processor



Specifications

Change History

Document Version	Release Date	Description
V1.0.1	2024-09-23	Updated the application diagram.
V1.0.0	2024-09-10	First release

Introduction

The TU40 Pro is an LED playback control processor specially designed by Xi'an NovaStar Tech Co., Ltd. (hereinafter referred to as NovaStar) for LED screen applications. It integrates the Android system, sending card and video processing functions into one unit, and allows third-party apps to run on it, featuring powerful interaction, display and playback control capabilities. The TU40 Pro supports a maximum load capacity of 13 million pixels and offers convenient LED screen control via the front panel LCD or a remote control. It also supports wireless screen mirroring across multiple platforms including Windows, macOS, iOS, and Android. To cater to different application scenarios, the TU40 Pro features advanced image processing capabilities and provides 4 modes to let the document presentation, video playback and remote meetings have the optimal display effect.

The TU40 Pro has no requirements of redesigning or changing the screen structure and can be mounted on the wall or placed on a surface or into a cabinet, allowing for quick environment setup and use. It is highly versatile and suitable for a broad range of applications such as corporate showrooms, conference rooms, auditoriums, and outdoor standalone LED display screens.

Certifications

CQC, SRRC, CE, FCC, IC

If the product does not have the relevant certifications required by the countries or regions where it is to be sold, please contact NovaStar to confirm or address the problem. Otherwise, the customer shall be responsible for the legal risks caused or NovaStar has the right to claim compensation.

Features

Inputs and Outputs

- 1x HDMI 1.3 input
- 2x HDMI 2.0 inputs
- 2x USB 2.0 inputs
- 1x USB 3.0 input
 - For connecting a variety of USB devices such as mouse, keyboard, camera, and speaker
 - For USB playback, firmware update and exporting logs
- 1x HDMI 1.3 output
 - Output monitoring for device debugging
- 20x Gigabit Ethernet outputs
- 2x OPT outputs, for fiber converting applications
- 4x audio outputs
 - 1x SPDIF digital audio output
 - 1x 3.5-mm audio output
 - 1x HDMI eARC audio output
 - 1x Phoenix audio output
- Output image scaling
 - Width range: 64 to 16384 pixels
 - Height range: 64 to 8192 pixels
 - Total device load capacity ≤ 13 million pixels

System Functions

- Android 13.0-based desktop UI system, supporting third-party apps
- Screen drawing and commenting
- Wireless screen mirroring from multiple platforms
 - Max resolution: 3840×2160@30Hz
 - Mirror from Windows, macOS, iOS and Android terminals
- Working with ViPlex Handy to achieve reverse control
 - The speaker can reversely control the LED screen via the terminal.
- Powerful processing performance
 - Quad-core A73 + quad-core A53 ARM processor @ 2.2 GHz
 - Support high-definition video decoding of H.264 and H.265 at 4K@60Hz.
 - 8 GB of onboard RAM
 - 128 GB of storage space
- Excellent playback performance
 - Supports playback of 4 streams of 4K video, 9 streams of 1080p video, 9 streams of 720p video, 16 streams of 480p video, or 20 streams of 360p video.
- Playback control via different terminals
 - Intelligent playback control via mobile app: Install ViPlex Handy on your smartphone for program editing and publishing and screen control. The HDMI sources can also be used as program content.

- Convenient playback control via remote: Perform playback control of local programs and simple program editing on the screen.
- USB playback: Support standalone playback, plug and play, copy and play.
- Dual Wi-Fi modes
Allow for Wi-Fi and wireless hotspot connections at the same time.
- Dynamic Engine
Real-time analysis and dynamic adjustment are made to each frame to significantly improve the display contrast and image details for better visual experience, and effectively control and lower the display power consumption, extending the service life of the LED screen.

Note: This feature is available when the

Device Controls

- Gigabit Ethernet control port with TCP/IP protocol support
- Low-power (less than 0.5 W) mode during standby, and wakeup from standby via infrared remote
- A relay can be connected for convenient power management of LED display
- Intelligent control via mobile app

Download and install VNNOX Care on your smartphone to easily configure the LED screen within just 10 minutes. The app also allows you to scan QR codes to set up screens, connect and adjust the topology by taking photos, and monitor the status of your devices.

- A10s Pro receiving card is used and Gamma is manually adjusted to 2.8 in NovaLCT in advance.
- AI image enhancement

Enable intelligent recognition of playing content, fine tuning of colors in each frame, and comprehensive optimization of color saturation, brightness, sharpness and dynamic motion compensation.

Note: This feature is available for the internal source only.
- Decoding and playback of HDR content
- Effect adjustment

Offer 4 display modes including standard, meeting, vivid and skin, and allow you to adjust the brightness, color temperature, saturation, contrast, etc.
- Eye comfort mode

- Control the LED screen with a remote
- Bluetooth 5.1

Can connect to the Bluetooth voice remote, Bluetooth mouse, Bluetooth keyboard, Bluetooth sound system and other common peripherals.
- Control via front panel LCD (Touch control not supported)
- Support peripherals such as camera, sound system and infrared touch frame.

Please contact NovaStar technical support for information on supported peripheral device models.


Appearance

Front Panel



Name	Description
USB 2.0	<ul style="list-style-type: none"> Support a mouse, keyboard, camera, speaker and other common USB devices. Can be used for USB playback, firmware update and exporting logs.
Status LED	<ul style="list-style-type: none"> Solid red: Power off (low power consumption) Solid green: Functioning normally/Standby Off: No power supply
Standby button	<ul style="list-style-type: none"> Press the button to power on the device or put it on standby. Hold down the button to restart the device.
LCD screen	A 2.0-inch screen that displays the device status, menus, submenus and messages for parameter settings
Knob	<ul style="list-style-type: none"> On the home screen, press the knob to enter the main menu screen. On the main menu screen, rotate the knob to select a menu item or adjust the parameter value. Press the knob to confirm the operation. Hold down the knob and BACK button simultaneously for 5s or longer to lock or unlock the buttons.
BACK	Press the button to go back to the previous menu or cancel the current operation.

Rear Panel

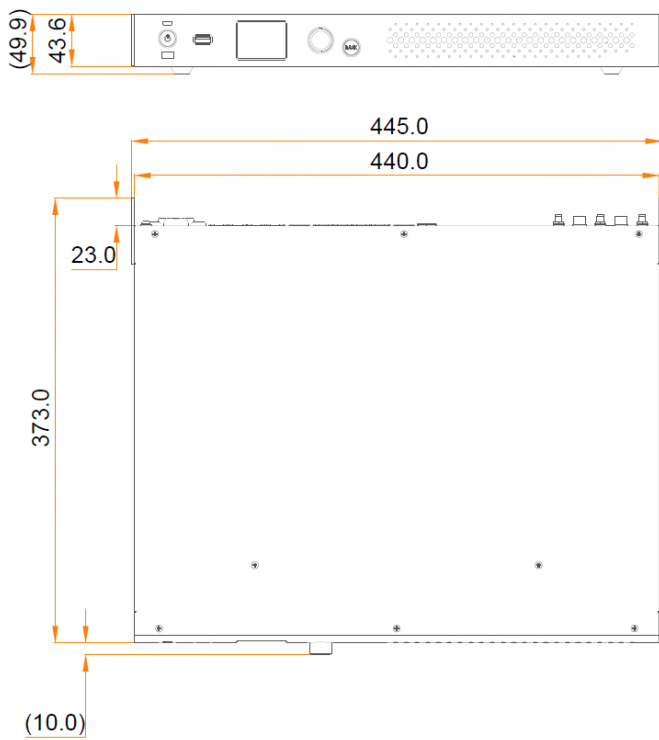


Input		
Connector	Qty	Description
HDMI 1.3	1	<ul style="list-style-type: none"> • Max resolution: 1920×1080@60Hz • Custom resolutions supported <ul style="list-style-type: none"> – Max width: 3840 pixels (3840×600@60Hz). – Max height: 2560 pixels (800×2560@60Hz) • Accepts 8-bit and 10-bit input sources. • HDCP 1.4 compliant • Accompanied audio supported
HDMI 2.0	2	<ul style="list-style-type: none"> • Max resolution: 3840×2160@60Hz • Custom resolutions supported <ul style="list-style-type: none"> – Max width: 8192 (8192×1080@60Hz) – Max height: 8192 (1080×8192@60Hz) • Accepts 8-bit and 10-bit input sources. • HDCP 1.4 and HDCP 2.2 compliant • Accompanied audio supported • eARC audio supported by HDMI 2.0-1
USB 3.0	1	<ul style="list-style-type: none"> • Support a mouse, keyboard, camera, speaker and other common USB devices. • Can be used for USB playback, firmware update and exporting logs. • Supported image formats: *.jpg, *.jpeg, *.bmp, *.png, *.gif • Supported video formats: *.mp4, *.webm, *.mkv, *.ts, *.asf, *.m2ts, *.mov, *.avi, *.mts, *.m4v, *.flv, *.f4v, *.3gp, *.mpg • File systems supported: FAT32, NTFS; not supported: exFAT, FAT16
USB 2.0	1	
Output		
Type	Qty	Description
1-20	20	RJ45 (1Gps)
OPT 1-2	2	10G OPT outputs, for fiber converting applications

AUDIO	1	3.5-mm audio output This audio connector supports 3-conductor headphone output but does not support headphone input.
SPDIF	1	For digital fiber optic audio output
HDMI 1.3	1	Output monitoring for device debugging
Controls (CONTROL area)		
Type	Qty	Description
ETHERNET	1	Max bandwidth: 1 Gbps Connect to an external network or control software.
WIFI 1-2	2	Connect to a Wi-Fi antenna and Bluetooth antenna.
WIFI 3	1	Connect to a Wi-Fi antenna.
SENSOR 1-2	2	Connect to light sensors or temperature and humidity sensors. Note It is recommended to use NovaStar's light sensors or temperature and humidity sensors.
Phoenix connector (12 pins)	1	<ul style="list-style-type: none"> • 1x L: Left channel of output audio • 1x R: Right channel of output audio • 1x GND: Grounding • 1x RX: RS232 input • 1x GND: Grounding • 1x TX: RS232 output • 1x IR-I: Infrared input • 1x IR-O: Infrared output • 1x VCC: 3.3 V power supply • 1x GND: Grounding • 1x RELAY: Relay output
Power		
Connector	Qty	Description
100-240V~, 50/60Hz, 2.5A Max	1	An AC power input connector and switch

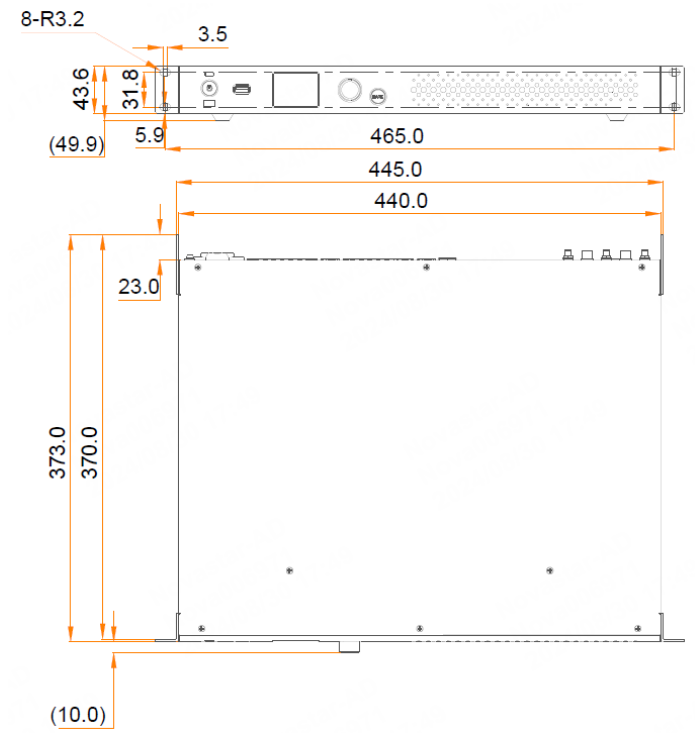
Dimensions

TU40 Pro



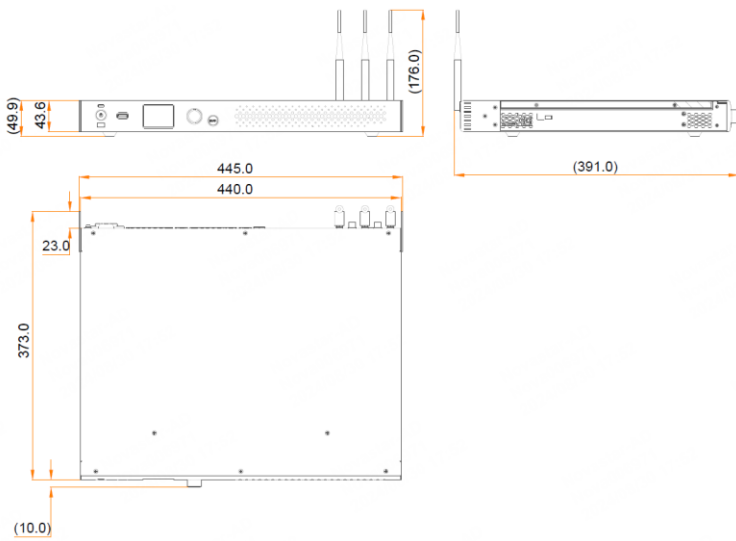
Tolerance: ± 0.3 Unit: mm

TU40 Pro with Hanging Brackets (No Antennas)



Tolerance: ± 0.3 Unit: mm

TU40 Pro with Antennas (No Hanging Brackets)



Tolerance: ±0.3 Unit: mm

Applications



Note

- The TU40 Pro product package in this diagram is described in the packing list in the specifications table.
- The PTB1304 mirroring dongle (Type-C connector) is not included in the TU40 Pro product package and must be purchased separately. To use the PTB1304 dongle with the TU40 Pro, you will need to connect it using a Type-C to USB adapter (provided with the PTB1304).

Specifications

Electrical Specifications	Input voltage	100-240V~, 50/60Hz, 2.5A Max
	Rated power consumption	53.9 W
Storage Space	RAM	8 GB
	Internal storage	128 GB
Operating Environment	Temperature	-20°C to +50°C
	Humidity	5% RH to 85% RH, non-condensing
Storage Environment	Temperature	-20°C to +70°C
	Humidity	5% RH to 95% RH, non-condensing
Physical Specifications	Dimensions	445.0 mm × 383.0 mm × 49.9 mm
	Net weight	4.54 Kg
	Gross weight	7.90 Kg Note: It is the total weight of the product, accessories, and packing materials packed according to the packing specifications.
Packing Information	Packing box	590.0 mm × 520.0 mm × 180.0 mm, kraft paper box
	Accessory box	408.0 mm × 294.0 mm × 51.0 mm, white cardboard box
	List	<ul style="list-style-type: none"> • 1x TU40 Pro • 1x Power cord • 1x Bluetooth voice remote • 1x Ethernet cable • 1x HDMI cable • 2x Female Phoenix connectors (6 pins) • 3x Antennas • 2x Hanging brackets • 1x Certificate of Approval

The amount of power consumption may vary depending on various factors such as product settings, usage, and environment.

Optional Accessories

Item Code	Description	Note
710010020	Wireless mirroring activation code – 4-split screen	To use the 4-split screen feature, please purchase this item separately.
710010073	Wireless mirroring activation code – 9-split screen	To use the 9-split screen feature, please purchase this item separately.
710010027	Whiteboard activation code	To use the whiteboard feature, please purchase this item separately.
W01010277	MEECUS_Dongle_TB1304	To use the mirroring dongle, please purchase this item separately (it has a Type-C connector but can also be used with a USB port and comes with a Type-C to USB adapter included).

Media Decoding Specifications

Image

Category	Codec	Max Resolution	Format	Note
JPEG	JPEG	8000×8000 pixels	JPG, JPEG	No support for non-interlaced scan Support for SRGB JPEG Support for Adobe RGB JPEG
BMP	BMP	8000×8000 pixels	BMP	N/A
GIF	GIF	6000×4500 pixels	GIF	N/A
PNG	PNG	8000×8000 pixels	PNG	N/A

Video

Category	Codec	Resolution	Max Frame Rate	Max Bit Rate (Ideal Case)	Format
VP8	VP8	48×48 pixels to 1920×1080 pixels	30fps	N/A	WEBM, MKV
VP9	VP9	48×48 pixels to 3840×2160 pixels	60fps	60Mbps	WEBM, MKV
Windows Media Video 9	Windows Media Video 9	48×48 pixels to 1280×720 pixels	30fps	N/A	ASF
H.265 /HEVC	H.265 /HEVC	48×48 pixels to 3840×2160 pixels	60fps	97.7Mbps	TS, MP4
H.264/AVC	H.264	48×48 pixels to 3840×2160 pixels	30fps	100Mbps	AVI, MOV, MP4, TS, M2TS, MTS, M4V, FLV, F4V
H.263	H.263	48×48 pixels to 352×288 pixels	30fps	N/A	3GP, MOV
MJPEG	MJPEG	48×48 pixels to 1920×1080 pixels	50fps	N/A	AVI
MPEG-4 ASP	MPEG4 ASP	48×48 pixels to 1920×1080 pixels	60fps	N/A	AVI, MP4, MOV, 3GP
MPEG-2	MPEG-2	48×48 pixels to 1920×1080 pixels	60fps	N/A	MPG, TS

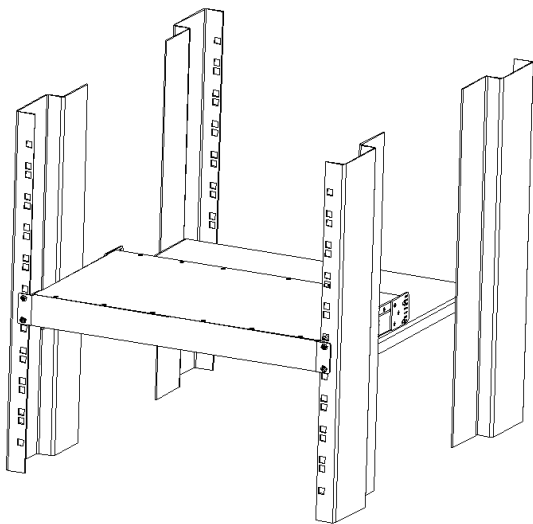
Notes and Cautions

Notes for Battery

- The battery is not intended to be replaced.
- Disposal of a battery into fire or a hot oven, or mechanically crushing or cutting of a battery can result in an explosion.
- Leaving a battery in an extremely high temperature surrounding environment can result in an explosion or the leakage of flammable liquid or gas.
- A battery subjected to extremely low air pressure may result in an explosion or the leakage of flammable liquid or gas.

Notes for Installation

When the product needs to be installed on the rack, 4 screws at least M5*12 should be used to fix it. The rack for installation shall bear at least 19kg weight.



Note:

The connecting piece is not included in the TU40 Pro product package. It needs to be purchased separately.

Cautions

This is Class A product. In a domestic environment, this product may cause radio interference in which case the user may be required to take adequate measures.

FCC Caution

Any changes or modifications not expressly approved by the party responsible for compliance could void the user's authority to operate the equipment.

This device complies with part 15 of the FCC Rules. Operation is subject to the following two conditions: (1) This device may not cause harmful interference, and (2) this device must accept any interference received, including interference that may cause undesired operation.

Note: This equipment has been tested and found to comply with the limits for a Class A digital device, pursuant to part 15 of the FCC Rules. These limits are designed to provide reasonable protection against harmful interference when the equipment is operated in a commercial environment. This equipment generates, uses, and can radiate radio frequency energy and, if not installed and used in accordance with the instruction manual, may cause harmful interference to radio communications. Operation of this equipment in a residential area is likely to cause harmful interference in which case the user will be required to correct the interference at his own expense.

Radiation Exposure Statement

This equipment complies with FCC radiation exposure limits set forth for an uncontrolled environment. This equipment should be installed and operated with minimum distance 20cm between the radiator and your body.

This transmitter must not be co-located or operating in conjunction with any other antenna or transmitter.

IC Statement

This device contains licence-exempt transmitter(s)/receiver(s) that comply with Innovation, Science and Economic Development Canada's licence-exempt RSS(s). Operation is subject to the following two conditions: (1) This device may not cause interference. (2) This device must accept any interference, including interference that may cause undesired operation of the device.

L'émetteur/récepteur exempt de licence contenu dans le présent appareil est conforme aux CNR d'Innovation, Sciences et Développement économique Canada applicables aux appareils radio exempts de licence. L'exploitation est autorisée aux deux conditions suivantes : 1) L'appareil ne doit pas produire de brouillage; 2) L'appareil doit accepter tout brouillage radioélectrique subi, même si le brouillage est susceptible d'en compromettre le fonctionnement.

This equipment complies with Industry Canada radiation exposure limits set forth for an uncontrolled environment.

Cet équipement est conforme à l'exposition aux rayonnements Industry Canada limites établies pour un environnement non contrôlé.

Radiation Exposure Statement

This equipment complies with Canada radiation exposure limits set forth for an uncontrolled environment. This equipment should be installed and operated with minimum distance 20cm between the radiator & your body.

Cet équipement est conforme Canada limites d'exposition aux radiations dans un environnement non contrôlé. Cet équipement doit être installé et utilisé à distance minimum de 20cm entre le radiateur et votre corps.

Copyright © 2024 Xi'an NovaStar Tech Co., Ltd. All Rights Reserved.

No part of this document may be copied, reproduced, extracted or transmitted in any form or by any means without the prior written consent of Xi'an NovaStar Tech Co., Ltd.

Trademark

 is a trademark of Xi'an NovaStar Tech Co., Ltd.

Statement

Thank you for choosing NovaStar's product. This document is intended to help you understand and use the product. For accuracy and reliability, NovaStar may make improvements and/or changes to this document at any time and without notice. If you experience any problems in use or have any suggestions, please contact us via the contact information given in this document. We will do our best to solve any issues, as well as evaluate and implement any suggestions.

| [Official website](http://www.novastar.tech)
| www.novastar.tech

| [Technical support](mailto:support@novastar.tech)
| support@novastar.tech