

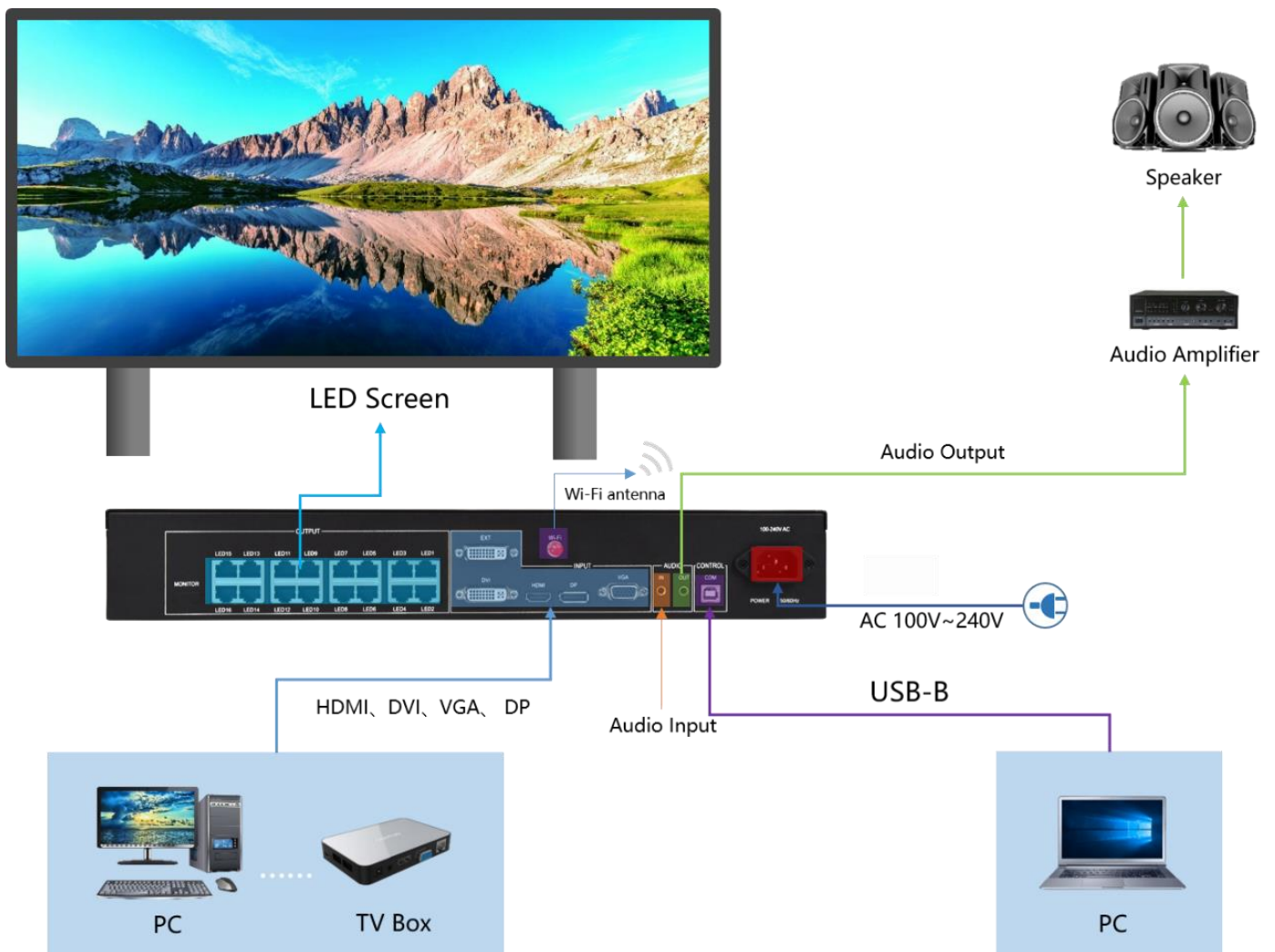
Product Specification

All-in-One Video Processor
HD-VP1620

1. Overview

HD-VP1620 is a 2-in-1 video processor, which integrates traditional video processor and 16-way Gigabit network port output. Support 5-channel signal interface input, some signal interface support 4K signal input. Supports arbitrary switching of multiple signals, which can be used for hotels, shopping malls, conference rooms, exhibitions, studios and other scenes that need to be played simultaneously. In addition, VP1620 equipped with Wi-Fi function, support mobile APP wireless operate.

2. Connection Diagram



3. Features

Input

- Support 1*HDMI, 1*DVI, 1*DP, 1*VGA, 1*EXT (Default standard DVI interface, support optional SDI interface) signal input, and them support switch at will.
- 1 channel TRS 3.5mm audio input and HDMI audio input.

Output


- Standard 16-way gigabit network port, direct cascade receiving card.
- The maximum loading capacity is 10.4 million pixels, the maximum width is 16000 pixels, and the maximum high is 4000 pixels.
- 1 channel TRS 3.5mm audio output.

Function

- Equipped with Wi-Fi, support mobile APP wireless operate.
- Support brightness setting and Key lock function.
- Preset saving and calling of scenarios, support saving 8 user templates.
- Support 4K@60Hz signal input, point-to-point display.
- Dual-windows display, Support PIP and POP function.


4. Appearance

Front panel:



Key Description		
No.	Key	Description
1	Switch	AC power input switch
2	LCD screen	Display menu, screen parameters and other information, used for debug device
3	SOURCE	Input Source Select keypad, 5 input source port selection buttons, corresponding to the input interface identification on the back panel. BLACK: when you press BLACK and its indicator will be on, the output screen will be in a black state.
4	FUNCTION	Function keys, the key multiplexing function is digital selection, generally used when setting the resolution. BRIGHT: Quickly swap out the shortcut keys of the brightness adjustment menu. MODE: Quickly pop up the preset mode call menu. PXP: Quickly enter the dual picture layout menu FREEZE: Shortcut key for screen freeze. LOCK: Quickly lock the keys to prevent miss operation. REV: reserved function keys.
5	WIN	[WIN1]- [WIN2] Button: You can press it to add 1~2 window display, and its indicator means the currently selected window.
6	MENU	Short press the knob [OK] key: it means to enter the main menu or input confirmation. Turn the knob clockwise to increase or the next option, counterclockwise to decrease or the previous option. GUIDE: can quickly switch out the "smart navigation" setting interface. Return key ESC: means to exit the current operation or option.

Rear Panel:

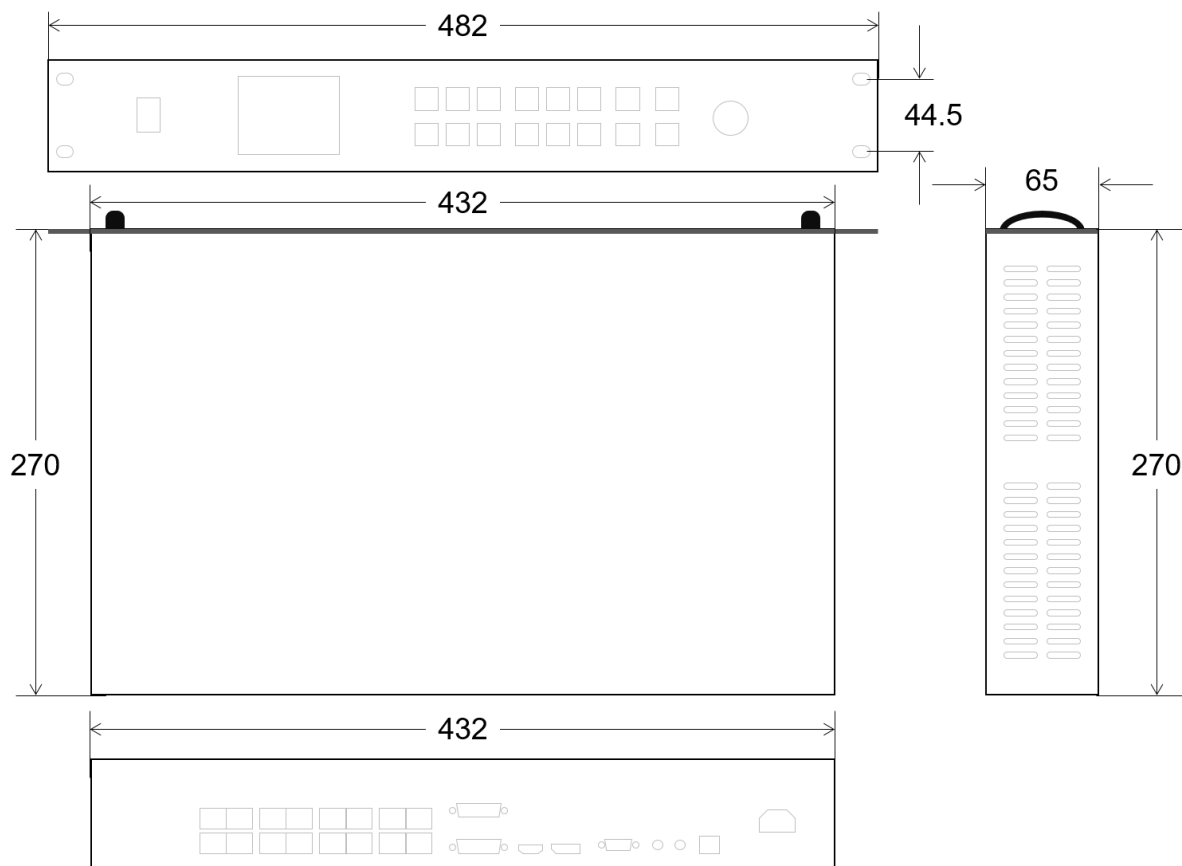


Input interface			
No.	Name	quantity	Description
2	HDMI	1	HDMI input interface Interface form: HDMI-A Signal standard: HDMI 2.0 backward compatible Resolution: VESA standard, ≤1920x1080@60Hz
	DVI	1	Interface form: DVI-I socket Signal standard: DVI1.0 Resolution: VESA standard, PC to 1920x1200, HD to 1080p
	DP	1	Interface form: DP Signal standard: DP1.2 backward compatible Resolution: VESA standard, ≤3840×2160@60Hz
	VGA	1	Interface form: DB15 socket Signal standard: R, G, B, Hsync, Vsync: 0 to 1Vpp±3dB (0.7V Video+0.3v Sync) 75 ohm black level: 300mV Sync-tip: 0V Resolution: VESA Standard, ≤1920×1080p@60Hz
	EXT	1 DVI or SDI, Default standard DVI	Interface form: BNC Signal standard: SD-SDI, HD-SDI, 3G-SDI Resolution: VESA standard, ≤1920x1080@60Hz
3	AUDIO IN	1	TRS 3.5mm audio input
6	Power	1	AC power interface 100-240V, 50/60Hz

Output interface			
No.	Name	quantity	Description
1	LAN output	16	Gigabit Ethernet port Transmission speed 1Gbps, used for cascading receiving cards, transmitting RGB data stream. One Gigabit Ethernet port support loading capacity 655,360 pixels.
3	AUDIO OUT	1	TRS 3.5mm dual channel audio output port Connect audio power amplifier for high-power audio external amplifier

Control interface			
No.	Name	quantity	Description
4	USB-B	1	Connect to the PC, used for debug LED controller
5	Wi-Fi	1	Connect to Wi-Fi antenna to enhance wireless signal, mobile APP wireless operation

5. Dimension



6. Basic Parameters

Item	Parameter value
Rated Voltage(V)	AC 100-240V
Working Temperature(°C)	-20°C~55°C
Working Environment Humidity(%RH)	20%RH~90%RH
Storage Environment Humidity (%RH)	10%RH~95%RH

Illustrate:

1. There may be slight differences between the product pictures in the specification and the physical appearance. If you have any questions, please contact the technical support or salesperson for confirmation.

Version Description

V2.0: Update knew bugs, typography optimized for easier reading.

V2.1: Update the maximum height.